

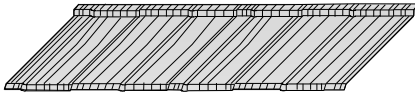


SHAKE & SHINGLE


Stone Coated Steel Batten Installation System Components

FIELD PANEL

SHAKE
#232751

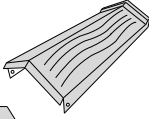


SHINGLE
#232851



HIPS & RIDGES

ANGLE HIP & RIDGE
#232920



ANGLE END CAP
#232915



GABLES & SIDINGS

UNIVERSAL Z-FLASHING
#232925

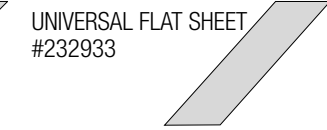


FLASHINGS & FINISHINGS

FASCIA - LOW PROFILE
#232919

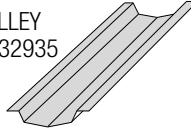


FASCIA - HIGH PROFILE
#232932




VALLEY
#232935

UNIVERSAL FLAT SHEET
#232933



VENTILATION

FLEX ROLL RIDGE VENT



ANGLE END CAP

FASCIA - LOW OR HIGH PROFILE

ANGLE END CAP

ANGLE END CAP

FIELD PANELS

FIELD PANELS

FIELD PANELS

FASCIA - LOW OR HIGH PROFILE

ANGLED HIP & RIDGE

SLOPE

ANGLE END CAP

ANGLE END CAP

FASCIA - LOW OR HIGH PROFILE

FASCIA - LOW OR HIGH PROFILE

ANGLED HIP & RIDGE

ANGLED HIP & RIDGE

FIELD PANELS

ANGLE END CAP

ANGLE END CAP

FLEX ROLL / ANGLED HIP & RIDGE

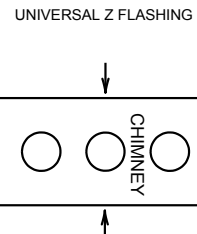
ANGLE END CAP

SLOPE

SLOPE

ANGLED HIP & RIDGE

ANGLED HIP & RIDGE



UNIVERSAL Z FLASHING

UNIVERSAL Z FLASHING

UNIVERSAL Z FLASHING



PLUMBING FLASHING



FIELD PANELS

ANGLE END CAP

FASCIA - LOW OR HIGH PROFILE

ANGLE END CAP

FASCIA - LOW OR HIGH PROFILE

ANGLE END CAP

See instruction manual for complete installation instructions and tools needed.