

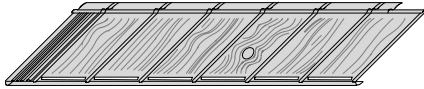


SHAKED2D & SHINGLED2D

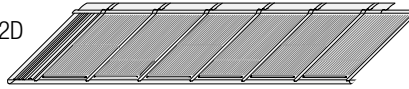
Stone Coated Steel Direct-to-Deck Installation System Components

FIELD PANEL

SHAKE D2D
#232107

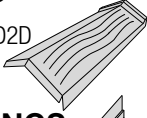


SHINGLE D2D
#232108



HIPS & RIDGES

ANGLE HIP & RIDGE D2D
#232921

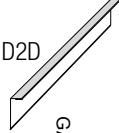


GABLES & SIDINGS

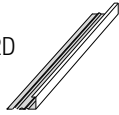
UNIVERSAL Z-FLASHING
#232925



GABLE COVER D2D
#232934

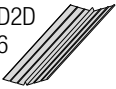


GABLE UNDER FLASHING D2D
#232948



FLASHINGS & FINISHINGS

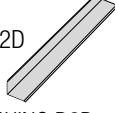
VALLEY D2D
#232946



VALLEY COVER D2D
#232947



SIDE WALL FLASHING D2D
#232926



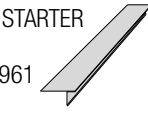
SIDE WALL UNDER FLASHING D2D
#232940



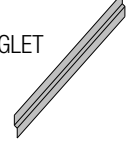
UNIVERSAL FLAT SHEET
#232933



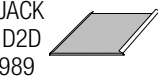
EAVE STARTER D2D
#232961



ROOF REGLET D2D
#232983

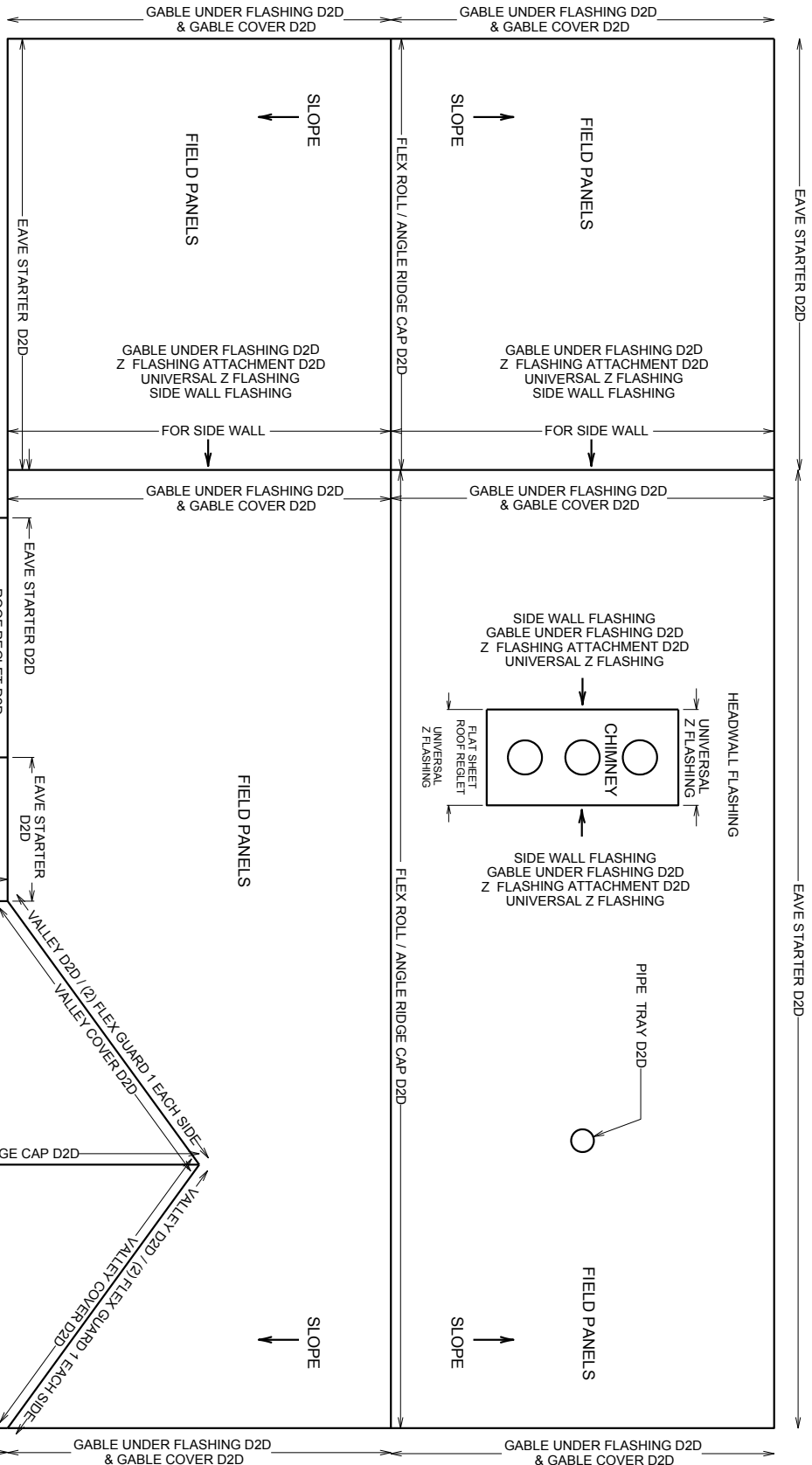



PIPE JACK TRAY D2D
#232989



VENTILATION

FLEX ROLL RIDGE VENT



See instruction manual for complete installation instructions and tools needed.